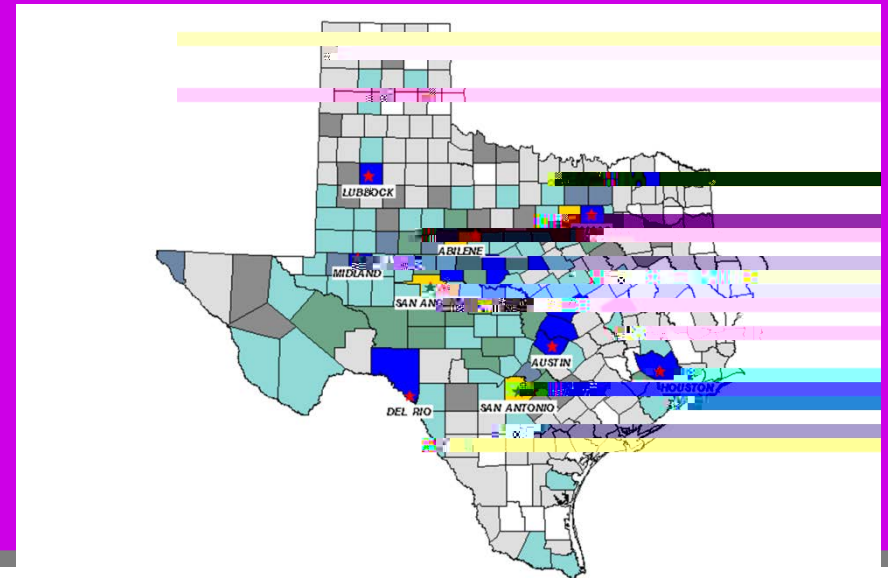




**Texas Tech University System Board of Regents
Strategic Planning Retreat
March 6, 2015
Dr. Brian J. May, President**

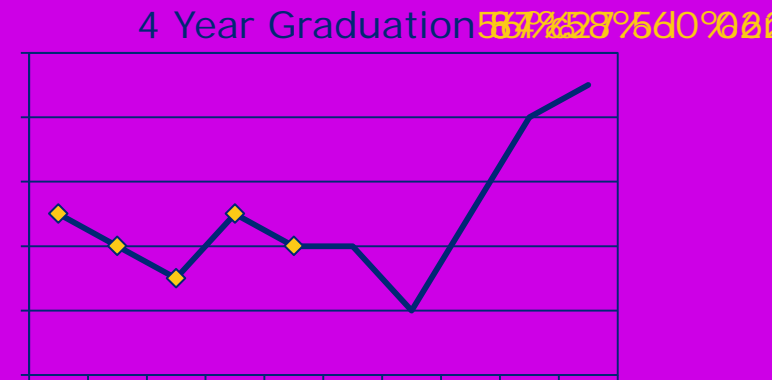
Enrollment:

- Flat for Fall 2014 / Up for Spring 2015
- 9% Increase in New, First Time Freshmen
- 8% Increase in Graduate Students
- Diverse Population
 - 220 Texas Counties
 - 47 US States and Puerto Rico
 - 29 Foreign Countries
 - 43% First Generation



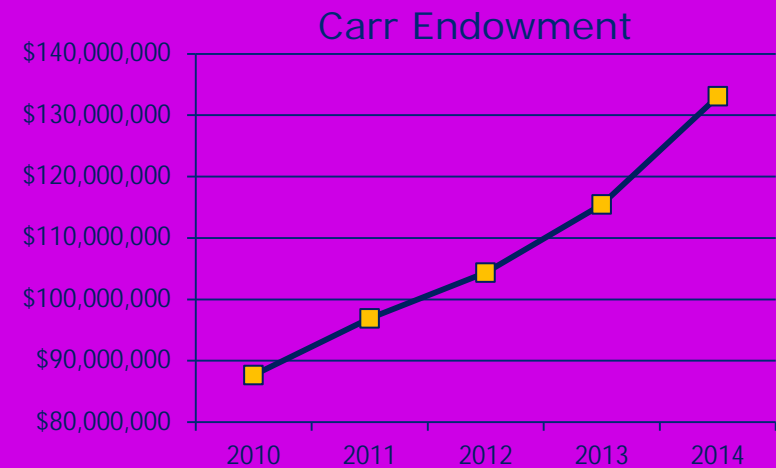
Success:

- **First Year Retention Rate**
 - 2nd Highest in Over 8 Years
 - Signature Courses
 - Learning Communities
- **6 Year Graduation Rate**
 - This year's 5 year graduation rate has already surpassed the 6 year rate
- **4 Year Graduation Rate**
 - Highest in Over 10 Years



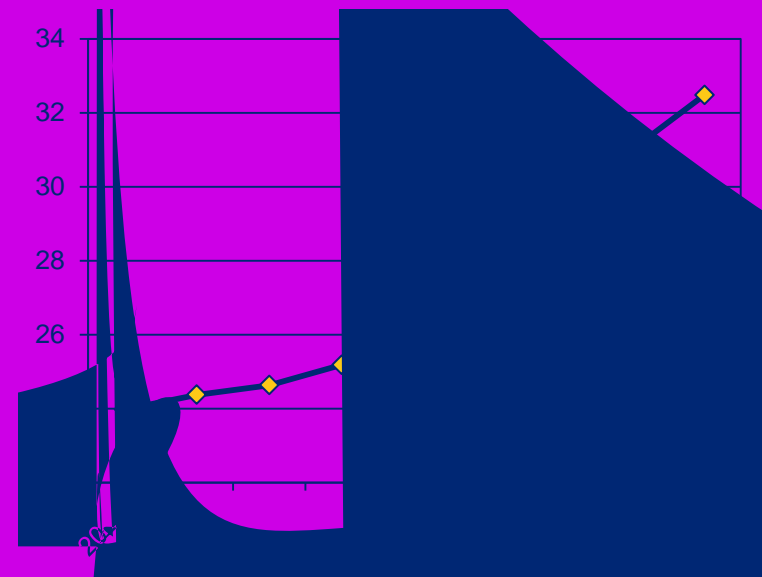
Success:

- Financial Aid
 - Decreased Student Loan Disbursements
- Carr Foundation Scholarships
 - Continued Growth
 - New Award Matrix
 - Increased Opportunities



Success:

- Expanding and Maintaining HSI Status
 - ASU Steadily Increases
 - Grant Funding
 - Title V (Individual and Coop)
 - Title III
 - USDA
 - NEH
 - Over \$11.5 Million



Success:

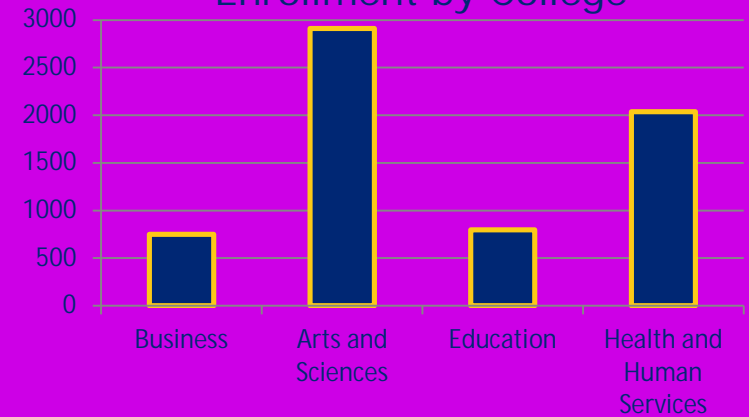
- Recognition
 - Princeton Review
 - US News
 - Military Friendly
 - Carnegie
 - National Student Awards



Goals:

- Environment
 - Facilities
 - Updating, Maintaining and Efficiency
 - TRB for Health and Human Services
 - Services and Support
 - Veterans
 - Freshman College

Enrollment by College



Goals:

- Academic Quality
 - Faculty
 -

Goals:

- Growth
 - Students
 - Recruitment
 - Retention and Success
 - Partnerships
 - Cooperatives
 - Fund Raising
 - Dual Credit

Abstract graphic design consisting of a grid of small squares forming a larger, irregular shape.

